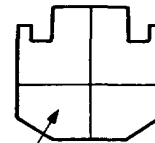
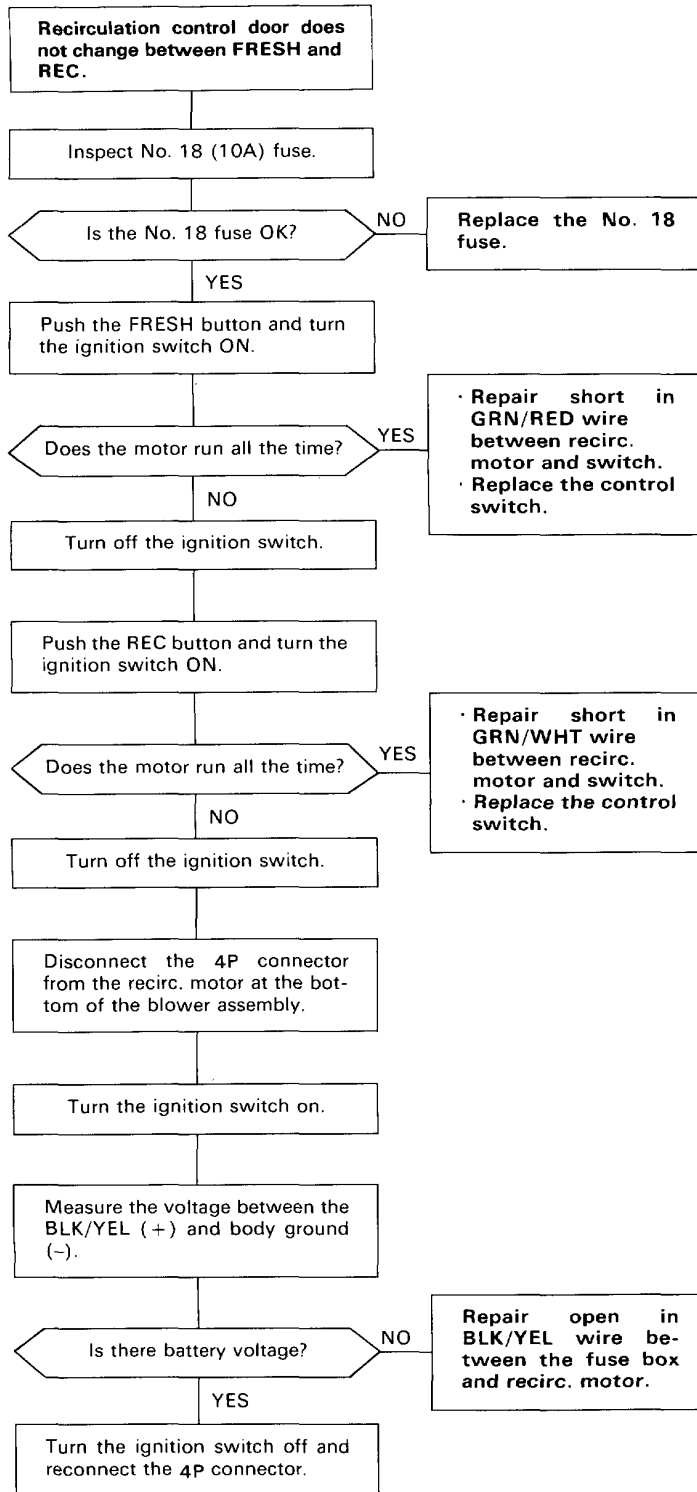


# Troubleshooting

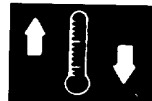
## Flow Chart — Recirculation Control



BLK/YEL

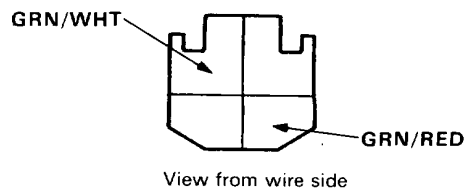
View from wire side

(To page 15-13)



(From page 15-12)

Connect the GRN/RED and GRN/WHT terminals to the body ground using a jumper wire. Turn the ignition switch ON.

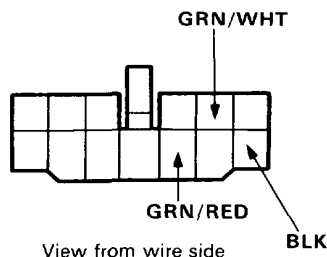


Does the motor run all the time? NO

Replace the recirculation control motor.

YES

Turn the ignition switch OFF. Remove the heater control panel and disconnect the 13P connector.



Connect the GRN/WHT and GRN/RED terminals to BLK terminal using a jumper wire. Turn the ignition switch ON.

Does the motor run all the time? YES

Replace the heater control panel.

NO

Check for continuity between the BLK terminal to body ground.

Is there continuity? NO

Repair the poor ground (G201) or open in BLK wire between the heater control panel and blower.

YES

Repair open in GRN/RED or GRN/WHT between the heater control panel and blower.