

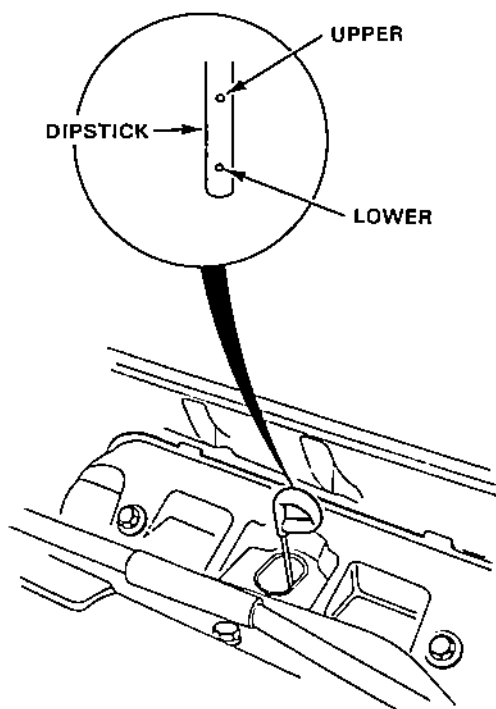


Engine Tune-up

Engine Oil Level Inspection

1. Check engine oil with the engine off and the car parked on level ground.
2. Make certain that the oil level indicated on the dipstick is between the upper and lower marks.
3. If the level has dropped close to the lower mark, add oil until it reaches the upper mark.

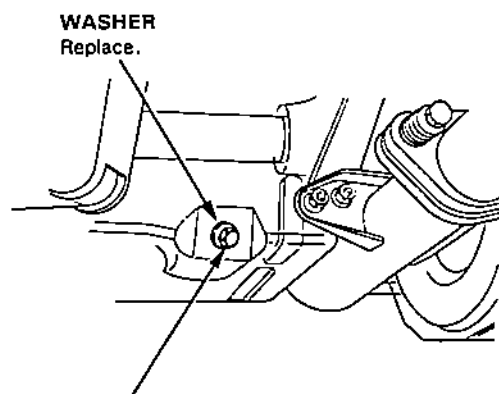
CAUTION: Insert the dipstick carefully to avoid bending it.



Engine Oil Replacement

1. Warm up the engine.
2. Drain the engine oil.

NOTE: Remove the filler cap to speed draining.

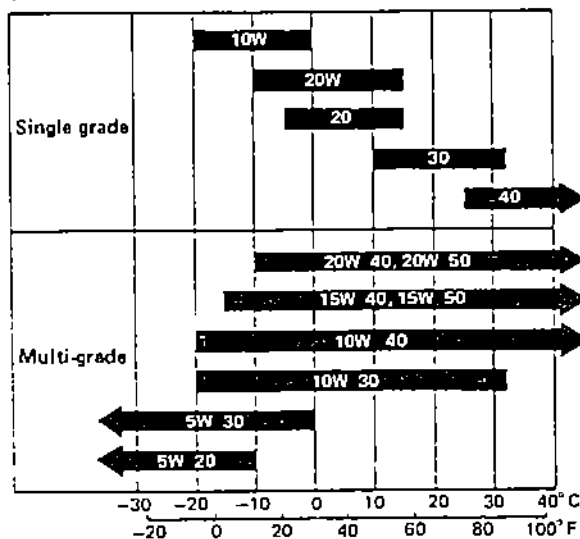


OIL PAN DRAIN PLUG
45 N·m (4.5 kg-m, 33 lb-ft)

3. Reinstall the drain plug with a new washer, and refill with the recommended oil.

Capacity	4.8 ℓ (5.1 US qt, 4.2 Imp qt) for engine disassembly 4.0 ℓ (4.2 US qt, 3.5 Imp qt) for oil change
Change	Every 10,000 km (6,000 miles) or 6 months, whichever comes first.

Recommended Engine Oil (SE, SF or SG Grade 10W-30 only)



Expected Ambient Temperature before next oil change

NOTE: Oil filter should be replaced at each oil change.