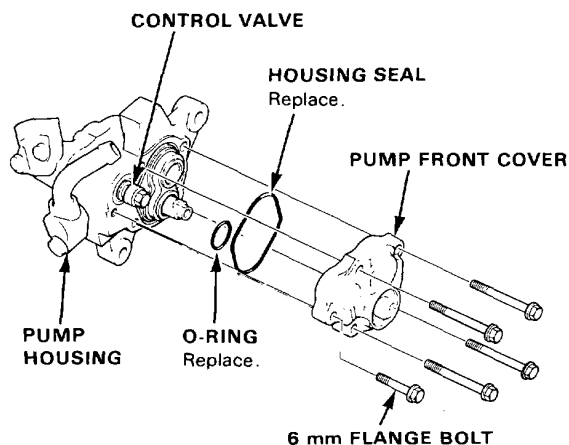




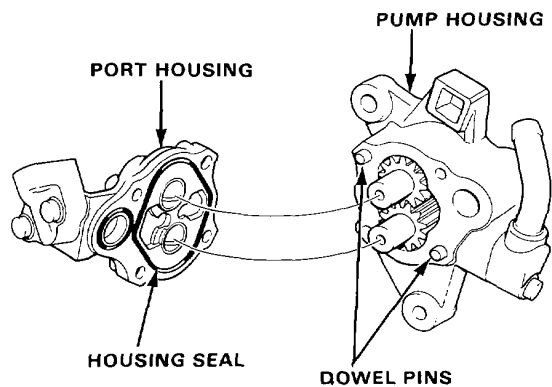
Housing Disassembly

CAUTION: The pump components are made of aluminum. Be careful not to damage them when servicing.

1. Remove the pump from car (page 11-39).
2. Remove the pulley (page 11-40) and pump front cover.

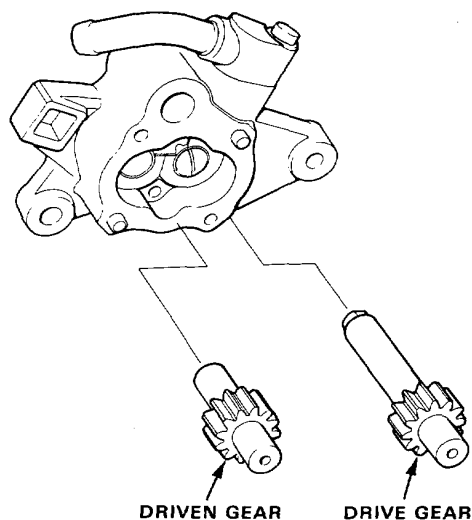


3. Remove the housing seal from the pump housing.
4. Remove the dowel pins, plunger seal, control valve O-ring from the pump housing.
5. Separate the port housing from the pump housing.



6. Remove the dowel pins from the pump housing and remove the housing seal and O-ring from the port housing.

7. Remove the pump drive and driven gears from the pump housing.



8. Remove the plungers from the pump housing.
9. Pry the oil seal out of the pump front cover.

