





PGM-FI Control System

Troubleshooting Flowchart — Throttle Angle Sensor

  Self-diagnosis LED indicator blinks seven times: Most likely a problem in the Throttle Angle Sensor circuit.

- Engine is running.
- Check Engine warning light is on.
- LED indicates CODE 7.

Turn the ignition switch OFF.

Remove HAZARD fuse in the main fuse box for 10 seconds to reset ECU.

Start engine.

Is Check Engine warning light on and does LED indicate CODE 7?

NO

Intermittent failure, system is OK at this time (test drive may be necessary).
Check for poor connections or loose wires at throttle angle sensor, C210 (round connector located at the right shock tower) and C313 (round connector located at the left shock tower).

YES

Turn the ignition switch OFF.

Disconnect the 3P connector from the throttle angle sensor.

Turn the ignition switch ON.

Measure voltage between YEL/WHT (+) terminal and GRN (-) terminal.

Is there approx. 5V?

NO

Measure voltage between YEL/WHT (+) terminal and body ground.

YES

(To page 6-37)

(To page 6-37)

