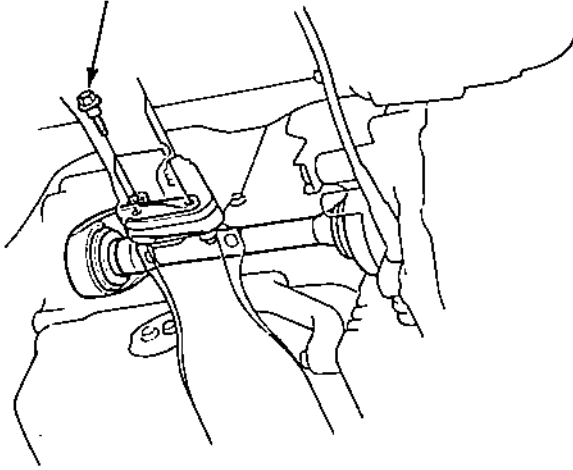


Intermediate Shaft

Replacement

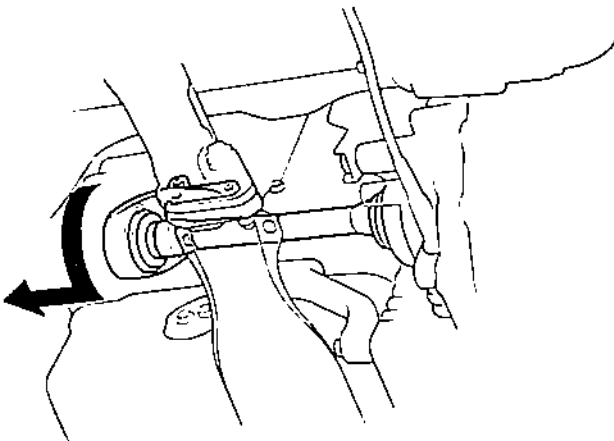
1. Drain oil from the transmission.
2. Remove the three 10 mm bolts.

10 x 1.25 mm
39 N·m (3.9 kg-m, 28 lb-ft)



3. Lower the bearing support close to the steering gear box and remove the intermediate shaft from the differential.

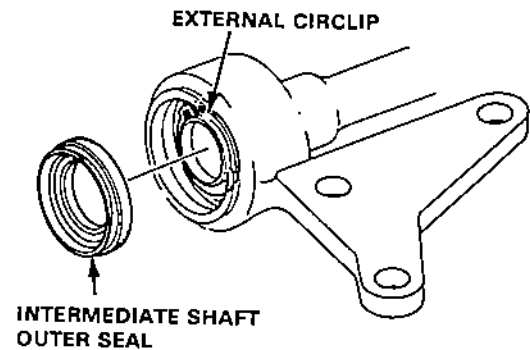
CAUTION: To prevent damage to the differential oil seal, hold the intermediate shaft horizontal until it is clear of the differential.



Installation is the reverse order of removal.

Disassembly

1. Remove the intermediate shaft outer seal.
2. Remove the external circlip.



3. Remove the intermediate shaft.
NOTE: The shaft can be hammered out using the driver and pilot, if the bearing support is clamped in a soft-jawed vise.

